

Pendant luminaire - Silky matt MIRO-SILVER® micro-parabolic louvres - direct/indirect distribution

Sheet steel housing, flat rectangular cross section, visible installation height 26 mm, end faces made of steel; Housing colour silver grey/white aluminium RAL 9006; Direct/indirect light distribution using reflectivity-enhanced MIRO-SILVER® aluminium micro-parabolic louvre, silk-matt with low-section cross blades, for computer workstations, 65° < 1000 cd/m² omnidirectional glare reduction according to the current DIN EN 12464-1 standard, self-engaging; Wired ready for connection via 5-pin connection terminal with plug-in contacts. Light Control: netlife easy01S; Regiolux Classification: netlife easy; Control signal: DALI2 (Part 303, 304); Communication: Wired; Sensor technology: PIR - passive infrared; Installation height (min/max): 2m to 5m; Monitoring area: max. D=7m; App name: Osram BT Config; Osram BT Control; System compatibility: easy01; easy01C; flex10X; central DALI2 controller; DALI system power: 6mA; Application: Office, Meeting rooms, Corridors, Classrooms, Secondary rooms; Function: Motion detection, presence detection, Daylight control. Required accessories: Y-wire suspension for/without electrical connection must be ordered separately. The apps Osram BT Control, Osram BT Config for DALI LC01 are available in the App store/Google Play. Recommended minimum pendant length 0.5 m.

CHARACTERISTICS

Order number	60314028865
EAN number	4020863381777
Commodity code	94051190
Certification mark	IP 20, Protection class I, VDU 65°<1000, F, Indoor, CE
Impact resistance (IK rating)	IK03
Ambient temperatur	ta 25°C
Warranty period	5 years
State funding programs	BEG - Federal funding for efficient buildings (valid only for Germany)

ELECTRICAL ENGINEERING

Controller	Electronic driver DALI (1 pcs.)
Light Control	netlife easy01S
System output	50W
Mains voltage	230V/50Hz
Circuit breakers (inrush current)	13 pieces/B10, 24 pieces/B16, 25 pieces/C10, 40 pieces/C16
Energy efficiency class/light source	C

LIGHTING TECHNOLOGY

Placement	LED, Colour rendering/Light colour CRI ≥ 80 / 4000K
Colour tolerance (MacAdam)	3SDCM
Nominal luminous flux	6769lm
LED service life	50000h L80/B10 (Tq 25°C)
Luminaire luminous efficiency	134lm/W
UGR lat./long.	13.3 / 12.6

MECHANICS

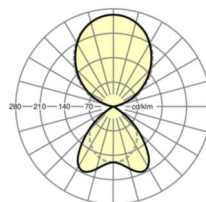
Housing colour	silver grey/white aluminium RAL 9006
Dimensions (LxWxH/DxH)	1540mm x 198mm x 37mm
Weight (net)	5.001kg
Type of installation	Pendant individual mounting

Dimensions

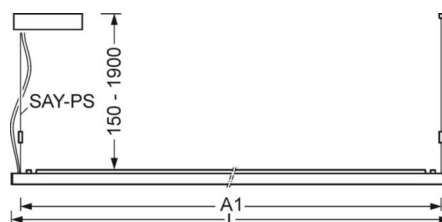
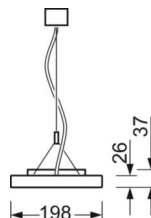
L	1540 mm	Length
B	198 mm	Width
H	37 mm	Height
A1	1516 mm	Mounting distance single mounting
A2	1579 mm	Mounting distance 1st luminaire of the light run
A3	1642 mm	Mounting distance between luminaires in a light run arrangement
P min	150 mm	Minimum suspension length
P max	1900 mm	Maximum suspension length

DEEP-LINK

<https://www.regiolux.de/en/article/60314028865>



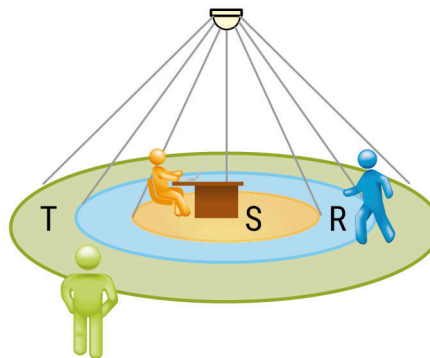
Reference	LED 6800lm 840
ηLB	100 %
Φ ↓/↑	36 % / 64 %
UGR lat./long.	13.3 / 12.6
VDU	65° < 1000cd/m ²



LC SYSTEM

CHARACTERISTICS

Regiolux Classification	netlife easy
Control signal	DALI2 (Part 303, 304)
Communication	Wired
Sensor technology	PIR - passive infrared
Installation height (min/max)	2m to 5m
App name	Osram BT Config; Osram BT Control
System compatibility	easy01; easy01C; flex10X; central DALI2 controller
DALI system power	6mA
Application	Office, Meeting rooms, Corridors, Classrooms, Secondary rooms
Function	Motion detection, presence detection, Daylight control



MONITORING AREA

Mounting Height	2,5m	3,5m	5m
Ø max. sitting[S]	3,3m	5m	-
Ø max. radial[R]	5,3m	7m	7m
Ø max. tangential[T]	-	-	-

